



## Snapshot of SSI in Canada

March 12, 2009

Virginia Flintoft, RN MSc  
SHN! Central Measurement Team

safer healthcare  
**now!**

---

---

---

---

---

---

---

---

## Objectives

- Reporting for SHN in Canada
- Team Activity Level in Canada for SSI
- Performance for SSI

safer healthcare  
**now!**

---

---

---

---

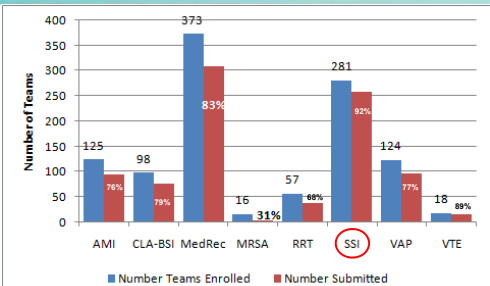
---

---

---

---

## SHN Pan-Canadian Reporting



Category	Number Teams Enrolled	Number Submitted	Submission Rate (%)
AMI	125	76%	76%
CLA-BSI	98	79%	79%
MedRec	373	83%	83%
MRSA	16	31%	31%
RRT	57	48%	48%
SSI	281	82%	82%
VAP	124	77%	77%
VTE	18	89%	89%

safer healthcare  
**now!**

---

---

---

---

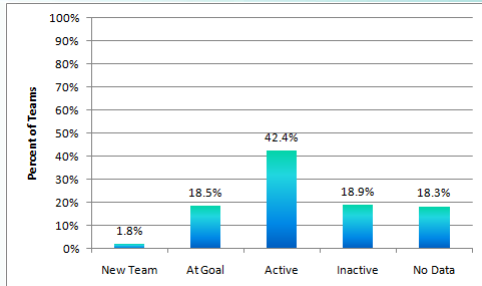
---

---

---

---

## Team Activity Level - Overall



now!

---

---

---

---

---

---

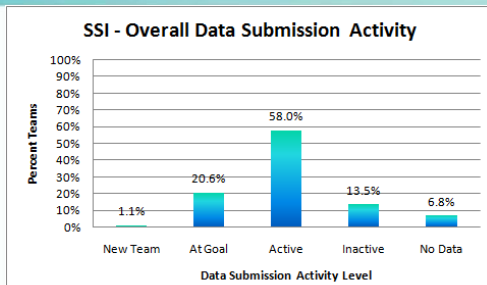
---

---

---

---

## Team Activity Level - SSI



now!

---

---

---

---

---

---

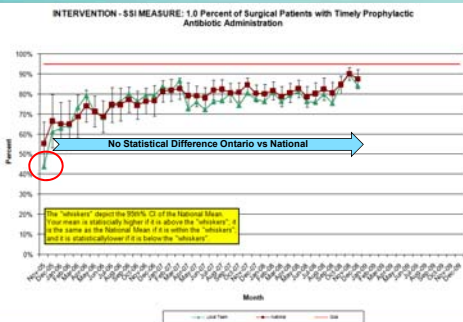
---

---

---

---

## Performance for SSI 1.0 - National vs ONTARIO



healthcare now!

---

---

---

---

---

---

---

---

---

---



## What have we learned?

- Measurement is easier said than done
- New evidence re post-op prophylaxis suggests 1 dose at most
- Normothermia should be applied to most surgeries
- Everyone has difficulty collecting the outcome measure

safer healthcare  
*now!*

---

---

---

---

---

---

---

Doris Doidge

safer healthcare  
*now!*

---

---

---

---

---

---

---